

# EB 65 WT | 80 WT | EB 95 WT CHILLERS 6500–9500 W

- robust industry standard
- fluid cooling with water and water/glycol mixtures
- steel housing with thick powder coating
- separate cooling circuit and hydraulic circuit
- equipped with a programmable control module that allows small hystereses of the temperature of the cooling medium
- integration of project-specific additional components is possible on request



PRODUCT	EB 65 WT	EB 80 WT	EB 95 WT	UNIT
ARTICLE NO.	42030655001	42030805001	42030955001	
DATA				
Rated voltage	AC 50   60			Hz ±1 %
	400 3~   460 3~			V ±10 %
Cooling capacity (with pump) W18/A32	6,5   7,2	8   8,8	9,5   10,6	kW
Flow rate (pump) <sup>1</sup>	17	21	26	l/min
Pump pressure	3			bar
Ambient temperature	+15 ... +45   +59 ... +113			°C   F
Medium	water/glycol – 80/20			
Medium temperature (outlet)	+13 ... +35   +55 ... +95; factory setting +18   +64			°C   F
Target value tolerance	±2			K
Refrigerant	type	R410A		
	quantity	1050	1100	1150
Max power consumption	2,8   3,9	3,3   4,6	3,8   4,6	kW
Max current consumption	6,8   7,5	7,6   8,3	8,5   9,7	A
Starting current	24   27	28   30,5	32,4   35,7	
Control voltage	AC 24			V
Pre fuse T	25	16		A
Airflow <sup>1</sup> external	4000   4400		5000   5500	m <sup>3</sup> /h
Tank volume	50			l
Connections (medium) IG	3/4"			BSP
Noise level @ 50 Hz (EN ISO 3741)	< 70	< 72		dB (A)
Weight (without packaging)	140	150	160	kg
Protection system according to EN 60529	IP 54			
Colour	RAL 7035   different colours available on request			

For additional models, options, voltages and accessories visit [www.pfannenberg.com](http://www.pfannenberg.com) or contact us directly.

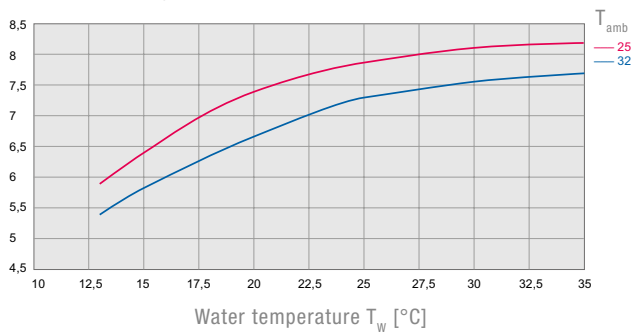
<sup>1</sup> performance data based on 50 Hz operation



## Cooling capacity performance curves

### EB 65 WT (50 Hz)<sup>1</sup>

Cooling capacity  $Q_0$  [kW]



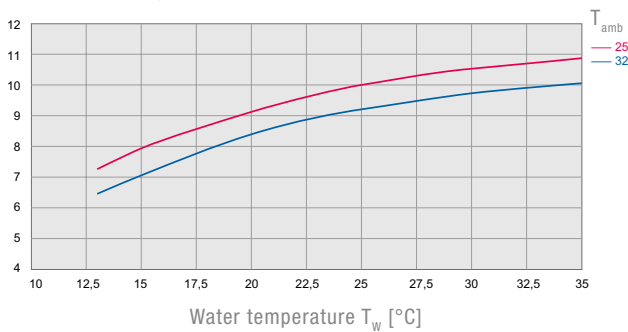
The performance curves do include standard pump losses and refer to 50 Hz and 20 % glycol mixtures.

For a 40 °C ambient temperature you can expect capacity values shown for 32 °C to decrease by 20 %.

For a 45 °C ambient temperature you can expect capacity values shown for 32 °C to decrease by 30 %.

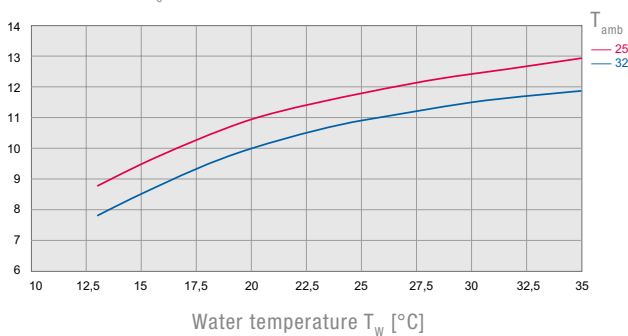
### EB 80 WT (50 Hz)<sup>1</sup>

Cooling capacity  $Q_0$  [kW]



### EB 95 WT (50 Hz)<sup>1</sup>

Cooling capacity  $Q_0$  [kW]



## Dimensions

mm	EB 65 WT   80 WT   95 WT
<b>X</b>	600
<b>Y</b>	1276 <sup>2</sup>
<b>Z</b>	760,5
<b>A</b>	515
<b>B</b>	675,5

<sup>1</sup> the performance curves for the 60 Hz version can be obtained from your Pfannenberg advisor or at [www.pfannenberg.com](http://www.pfannenberg.com)  
<sup>2</sup> incl. fan

